

PM

Handwriting

NSW Foundation Style

4

SAMPLE

Deborah
Davis &
Susan
Taylor




Contents

Are you ready to write?	2	Horizontal joins to head and body letters	20	Joining 'ft'	38
Revision		Horizontal joins from 'f'	21	Using modified 's'	41
Foundation printing	3	Self-assessment: Horizontal joins	22	Self-assessment: Tricky joins	44
Self-assessment: Foundation printing	5	Letters that do not join	23	Consolidation	
Exits and entries	6	Self-assessment: Letters that do not join	25	Foundation printing	45
Self-assessment: Exits and entries	8	Legibility: Size, spacing and slope		Double letter pairs	48
Diagonal joins	9	Size: Using smaller writing lines	26	Common letter clusters	50
Diagonal joins to head and body letters	10	Self-assessment: Using smaller writing lines	27	Classifying joins	52
Diagonal joins from 'q'	11	Spacing	28	Pencil lifts	53
Diagonal joins from 'z'	12	Self-assessment: Spacing	29	Revising drop-in joins	54
Self-assessment: Diagonal joins	13	Slope	30	Converting between scripts	55
Drop-in joins	14	Self-assessment: Slope	31	Numerals	56
Self-assessment: Drop-in joins	17	Tricky joins		Revising size, spacing and slope	57
Horizontal joins	18	Joining to 's'	32	Building endurance in handwriting	60
Horizontal joins to anti-clockwise letters	19	Horizontal joins to 'e'	35	Joins revision	61
				Final self-assessment	62
				Teacher observation guide ..	64

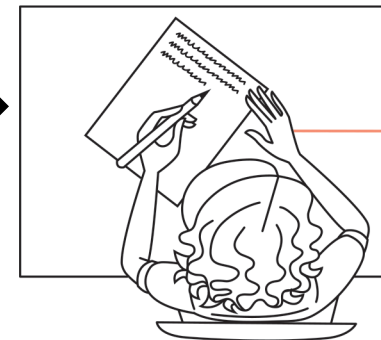
Are you ready to write?

Posture

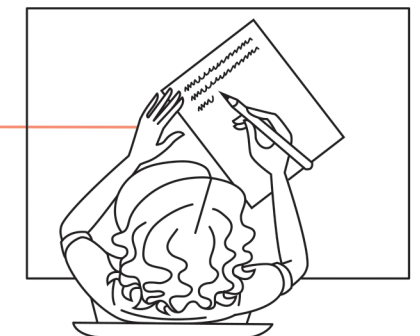
Ensure your feet are flat on the floor and you are sitting well back in the chair.



Paper position



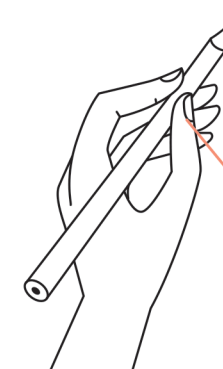
left-handed



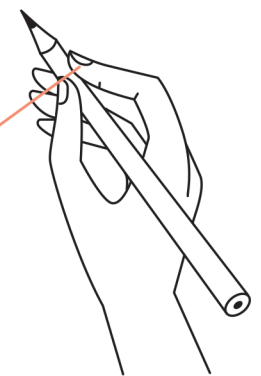
right-handed

Hold the paper with your non-writing hand.

Pencil grip



left-handed



right-handed

Hold your pencil with one finger on top of the barrel.

Support the barrel with your thumb.

PM Handwriting 4 learning features


Large letter models to introduce or reinforce the skill or join

Regular student tips and reminders


Revision of Foundation style printing and cursive

QR code linked to online extension activities on selected pages

Practising the skill or join within letter pairs or words



Carefully sequenced activity pages designed to introduce and consolidate the skills required to write in cursive script with fluency and legibility.



Practising the skill or join within a passage of text

Frequent self-assessments and peer review activities to reinforce skills

Diagonal joins from 'z'



Remember to make a little wave with your pencil before joining 'z' to the next letter.



Trace and copy.

zi zl zy ze zu

zip zero lazy wheeze zebra

Trace and copy.

A camel ride is an amazing way to experience Uluru. After a lazy snooze, wake up ready to see the rock ablaze with sunset colours.

Self-assessment: Diagonal joins

Copy the text. Remember to be careful with your diagonal joins.



The traditional custodians of the Uluru area are the Anangu Aboriginal people. The Anangu people have decided visitors may not climb the rock as it is a sacred place.

SAMPLE



Self-assessment

Rate your diagonal joins.

☐

I need practice.

☐

They are improving.

☐

They are great!

Joining to 's'

retrace

rs

Use a horizontal join to join top-finishing letters to the letter 's'. Make a careful horizontal sweep, then retrace the top part of 's' before completing the letter.



Kosciuszko National Park

fs

When joining to 's' from 'f', use a straight horizontal line.

Trace and copy.

os rs ws xs fs os rs ws xs fs
Kosciuszko snows cars roofs paws post

retrace

es

Use a diagonal join to join other letters to 's'. Remember to retrace.

Trace and copy.

as cs ds es is ks ls ms ns ls hs
rocks trails skis sleds ascent plains majestic

Copy the text. Remember when to use a horizontal join and when to use a diagonal join when joining to 's'.

Tessa and Lawson felt excited that 4M was
having an excursion to Kosciuszko National
Park. Their school bus travelled carefully up the
ascent. Tessa dreamed about rushing through the
snow on skis or a sled, as she looked out at
the road ahead. Lawson spotted a majestic
waterfall just beyond some rocky trails.



ISBN: 9780170416924

ISBN: 9780170416924

PM Handwriting is a carefully sequenced program of handwriting instruction for Kindergarten to Year 6. It is designed to support students in developing a fluent, legible and automatic handwriting style.



A comprehensive handwriting program for New South Wales:

K	1	2	3	4	5	6
PM Handwriting NSW Foundation Style Kindergarten	PM Handwriting NSW Foundation Style Year 1	PM Handwriting NSW Foundation Style Year 2	PM Handwriting NSW Foundation Style Year 3	PM Handwriting NSW Foundation Style Year 4	PM Handwriting NSW Foundation Style Year 5	PM Handwriting NSW Foundation Style Year 6
9780170416887	9780170416894	9780170416900	9780170416917	9780170416924	9780170416931	9780170416948